

# Belajar Menulis



Huruu f

dan Angka

untuk Balita

*Buku ini untuk putri kecilku **Arwen**,  
dengan dukungan dari teteh **Vilya**,  
dan bunda **Vinsi** :)*

# Kata Pengantar

Buku ini berawal dari putri kecil saya, **Arwen**, yang sedang belajar menulis huruf dan angka. Seperti halnya balita lainnya, pelajaran menulis huruf dan angka tentunya menggunakan konsep meniru dari huruf dan angka yang berupa titik-titik.

Di sekolahnya tentunya diberikan buku-buku seperti itu, bahkan di toko-toko buku juga dengan mudah bisa didapatkan. Sayangnya jumlah halamannya terbatas. Misalnya saja setelah selesai berlatih huruf A, Arwen masih ingin berlatih huruf tersebut, namun halamannya tidak ada lagi karena halaman berikutnya sudah ganti huruf yang lain. Atau dengan kata lain, jumlah halaman untuk latihan Arwen sangat terbatas.

Solusinya? ya sudah saya buat sendiri saja :D Awalnya saya buat huruf demi huruf dan di-print sesuai keperluan, agar jika Arwen masih ingin berlatih huruf atau angka tertentu, tinggal saya print saja sebanyak-banyaknya. Namun lama kelamaan ternyata lengkap juga dari A hingga Z, hingga akhirnya saya susun, sedikit dirapihkan, dan jadilah buku ini :)

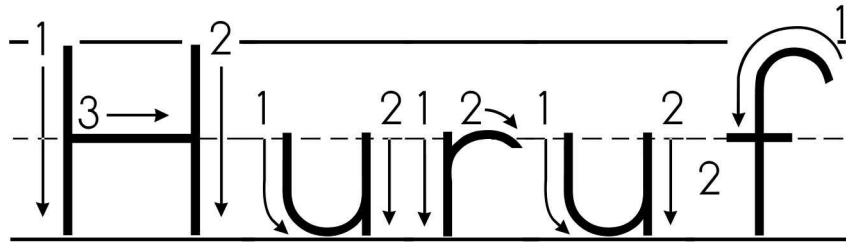
Dan daripada saya simpan sendirian, lebih baik saya bagikan saja buku ini untuk siapapun yang membutuhkan. Silakan digunakan lalu print sebanyak-banyaknya untuk membantu balita tercinta Anda yang sedang belajar menulis huruf dan angka. Dan silahkan juga disebarluaskan untuk siapapun yang membutuhkan, asalkan tetap mencantumkan sumber asli buku ini.

Akhir kata, saya bukan seorang pakar dalam urusan pendidikan balita, oleh karena itu mohon maaf yang sebesar-besanya jika ada kesalahan dalam konten yang dimuat dalam buku ini :)

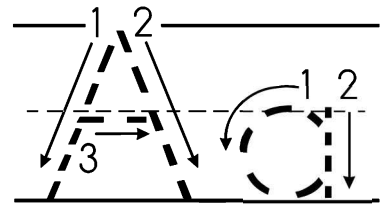
# Daftar Isi

Belajar Menulis Huruf .....	1
Latihan Menulis Huruf Besar.....	28
Latihan Menulis Huruf Kecil .....	29
Latihan Menulis Huruf Besar dan Huruf Kecil .....	30
Belajar Menulis Angka.....	34
Latihan Menulis Angka.....	40

# Belajar Menulis



A a



A A A A A

A A A A A

a a a a a

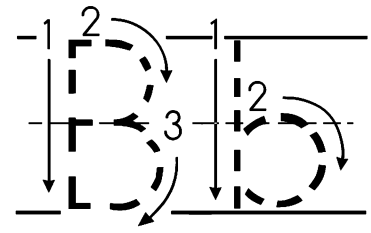
a a a a a

A A A A A

a a a a a

A a A a A

B b



B B B B B

B B B B B

b b b b b



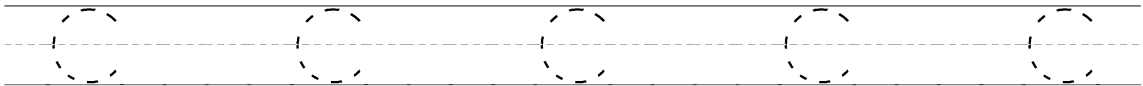
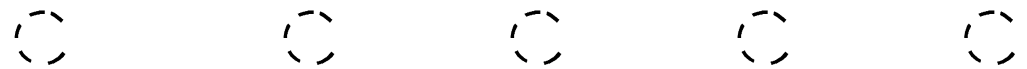

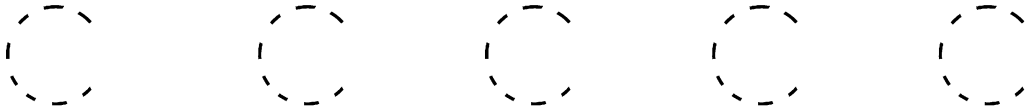
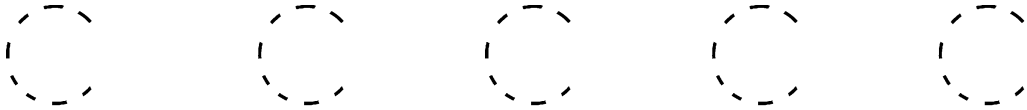
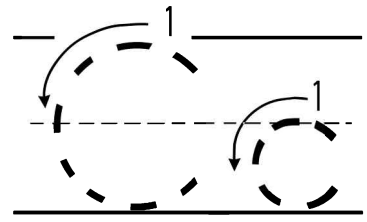
b b b b b

B B B B B

b b b b b

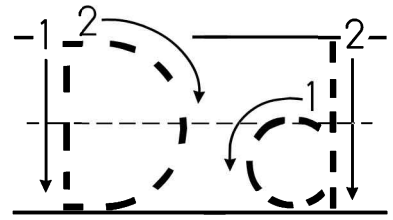
B b B b B

C c





D d



D D D D D

D D D D D

d d d d d

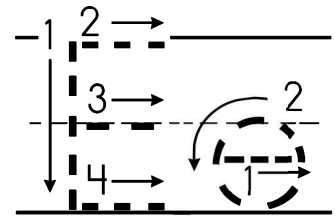
d d d d d

D D D D D

d d d d d

D d D d D

E e



E E E E E

E E E E E

e e e e e

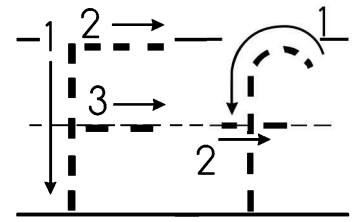
e e e e e

E E E E E

e e e e e

E e E e E

F f



F F F F F

F F F F F

f f f f f

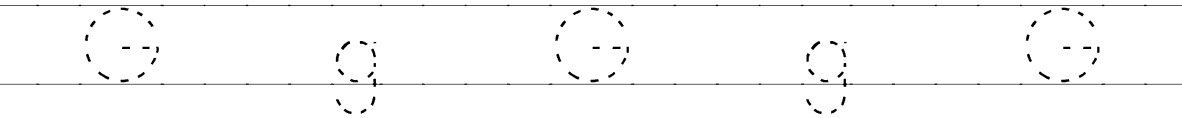
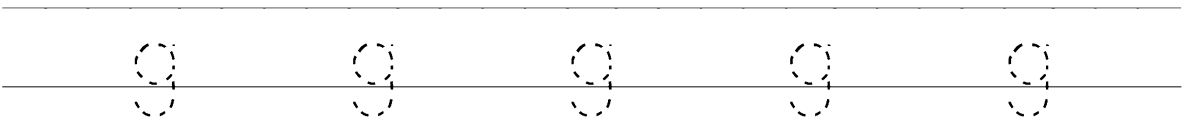
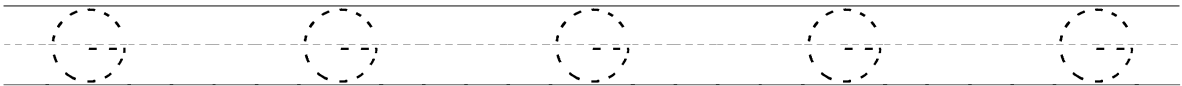
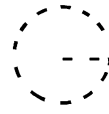
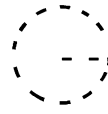
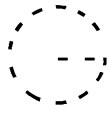
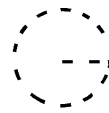
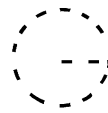
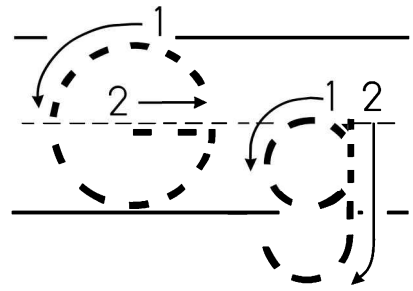
f f f f f

F F F F F

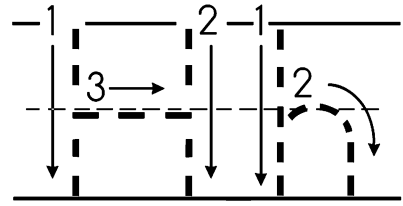
f f f f f

F f F f F

G g



H h



H H H H H

H H H H H

h h h h h

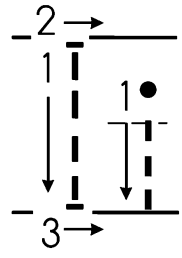
h h h h h

H H H H H

h h h h h

H h H h H

I i



I I I I I

I I I I I

i i i i i

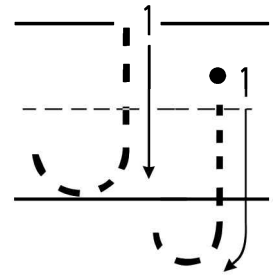
i i i i i

I I I I I

i i i i i

I i I i I i

J j



J J J J J

J J J J J

j j j j j

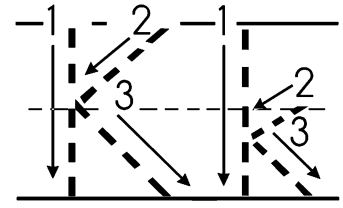
j j j j j

J J J J J

j j j j j

J j J j J j

K k



K K K K K

K K K K K

k k k k k



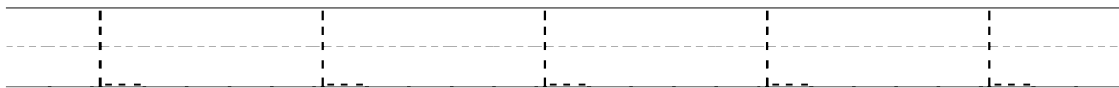


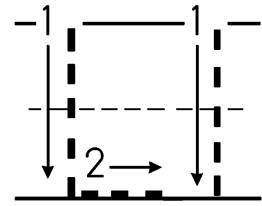
k k k k k

K K K K K

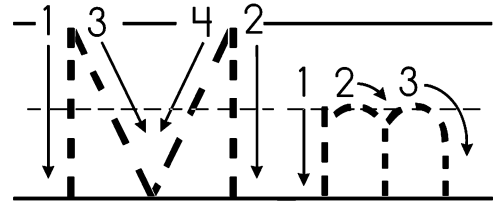
k k k k k

K k K k K





M m



M M M M M

M M M M M

m m m m m

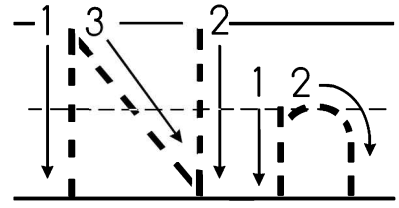
m m m m m

M M M M M

m m m m m

M m M m M

N n



N N N N N

N N N N N

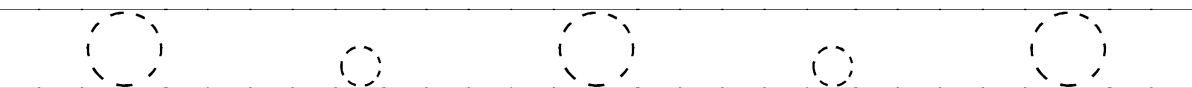
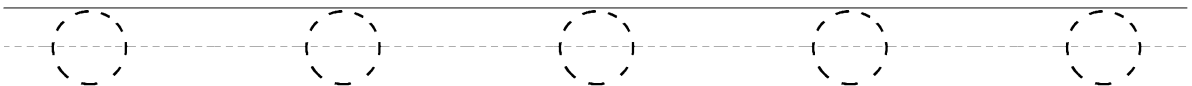
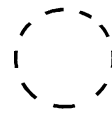
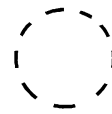
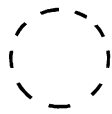
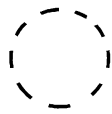
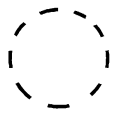
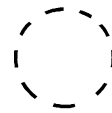
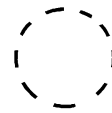
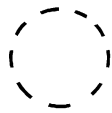
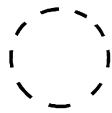
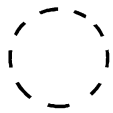
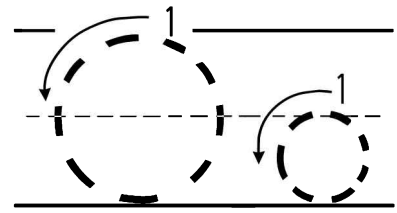


n n n n n

n n n n n

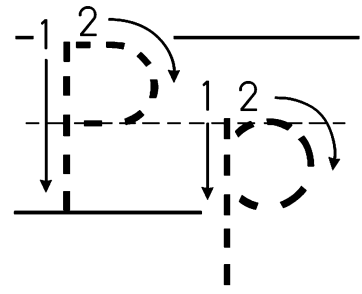
N N N N N

n n n n n

N n N n N



P p



P

P

P

P

P

P

P

P

P

P

p

p

p

p

p

p

p

p

p

p

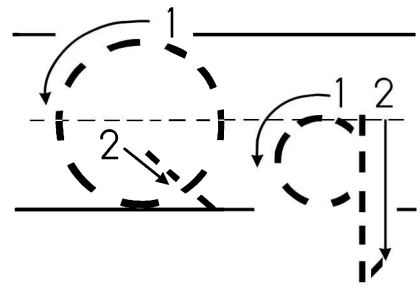
P P P P P

p p p p p

P p P p P

Q

q



Q

Q

Q

Q

Q

Q

Q

Q

Q

Q

q

q

q

q

q

q

q

q

q

q

Q

Q

Q

Q

Q

q

q

q

q

q

Q

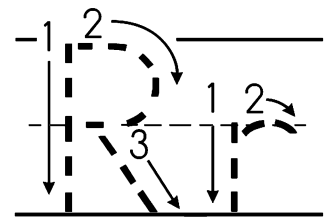
q

Q

q

Q

R r



R R R R R

R R R R R

r r r r r

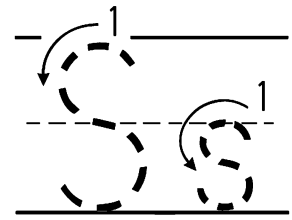
r r r r r

R R R R R

r r r r r

R r R r R

S s



S S S S S

S S S S S

s s s s s


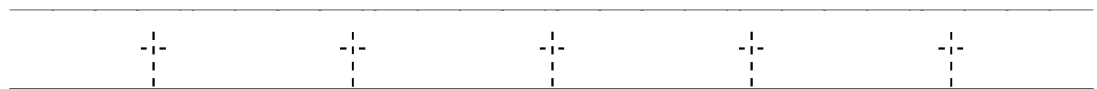
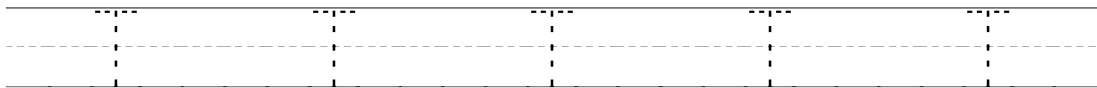
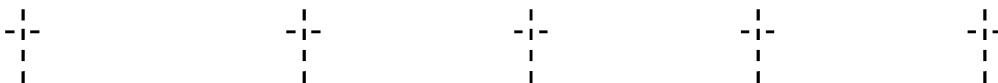
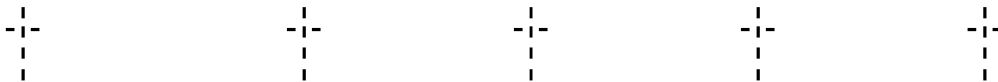
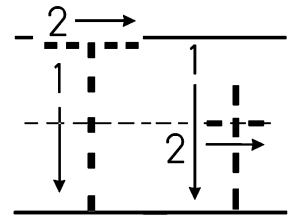
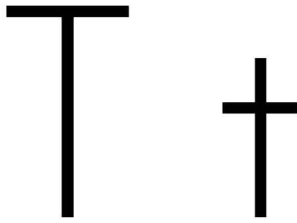
s s s s s

S S S S S

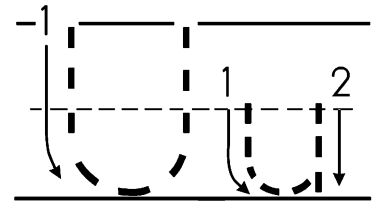
s s s s s

S s S s S





U u



U U U U U

U U U U U

u u u u u

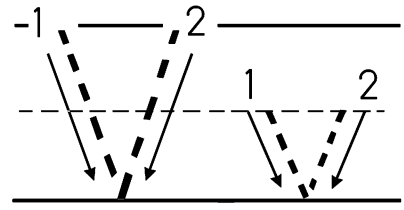
u u u u u

U U U U U

u u u u u

U u U u U

V v



V V V V V

V V V V V

v v v v v

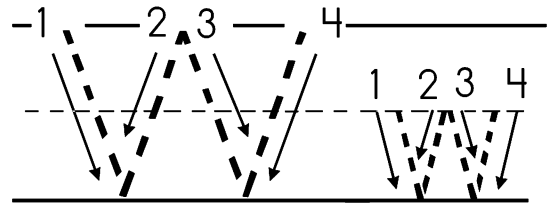
v v v v v

V V V V V

v v v v v

V v V v V v

W w



W W W W W

W W W W W

w w w w w

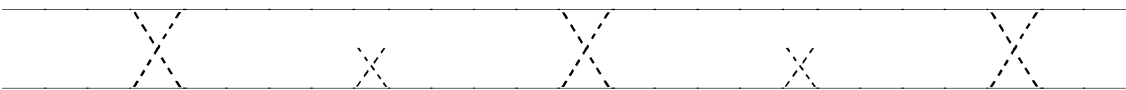
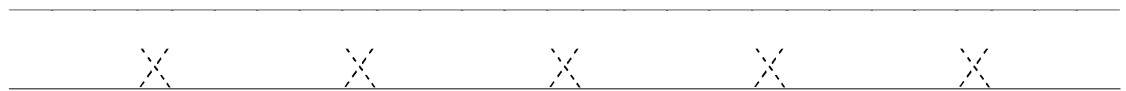
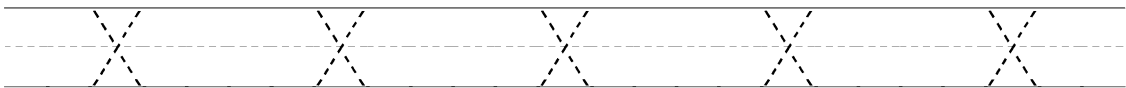


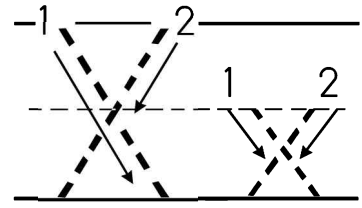
w w w w w

W W W W W

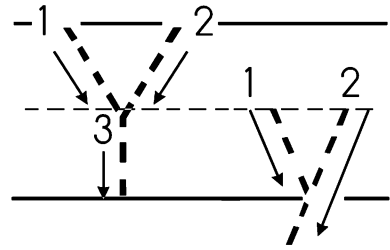
w w w w w

W w W w W

X x



Y y



Y

Y

Y

Y

Y

Y

Y

Y

Y

Y

Y

Y

Y

Y

Y

Y

Y

Y

Y

Y

Y

Y

Y

Y

Y

Y

Y

Y

Y

Y

Y

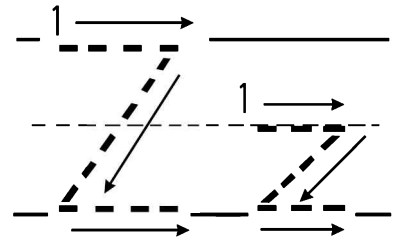
Y

Y

Y

Y

Z z



Z Z Z Z Z

Z Z Z Z Z

z z z z z

z z z z z

Z Z Z Z Z

z z z z z

Z z Z z Z

# Latihan Menulis Huruf Besar

A B C D E

A B C D E

F G H I J

F G H I J

K L M N O

K L M N O

P Q R S T

P Q R S T

U V W

U V W

X Y Z

X Y Z



# Latihan Menulis Huruf Kecil

a b c d e

a b c d e

f g h i j

f g h i j

k l m n o

k l m n o

p q r s t

p q r s t

u v w

u v w

x y z

x y z

# Latihan Menulis Huruf Besar dan Huruf Kecil

A y a m

A y a m

B u n g a

B u n g a

C e l a n a

C e l a n a

D o m b a

D o m b a

E m b e r

E m b e r

F o t o

F o t o

G a j a h

G a j a h

H a r i m a u

H a r i m a u

I k a n

I k a n

J e r a p a h

J e r a p a h

K u d a

K u d a

L a m p u

L a m p u

M a n g g a

M a n g g a

N a n a s

N a n a s

O b a t

O b a t

P e p a y a

P e p a y a

Q u e e n

Q u e e n

R o d a

R o d a

S e p a t u

S e p a t u

T o m a t

T o m a t

U d a n g

U d a n g

V a s

V a s

W o r t e l

W o r t e l

X i l o f o n

X i l o f o n

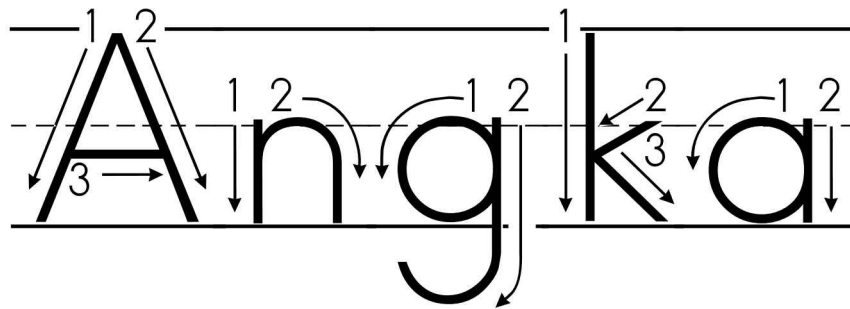
Y o y o

Y o y o

Z e b r a

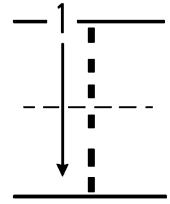
Z e b r a

# Belajar Menulis



1

satu

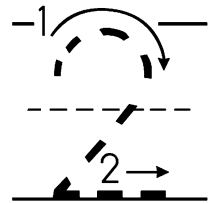


---

Two rows of handwriting practice lines. Each row consists of a solid top line, a dashed middle line, and a solid bottom line. Four vertical dashed lines are placed in each row to serve as guides for the width of the number 1.

2


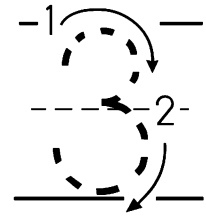
dua



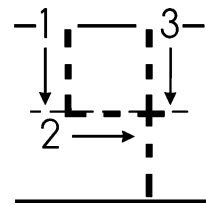
---

Two rows of handwriting practice lines. Each row consists of a solid top line, a dashed middle line, and a solid bottom line. Four dashed number 2s are placed in each row for tracing practice.

3 tiga


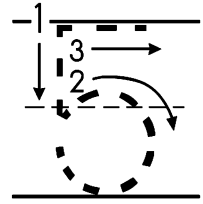


4 empat

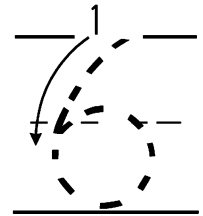




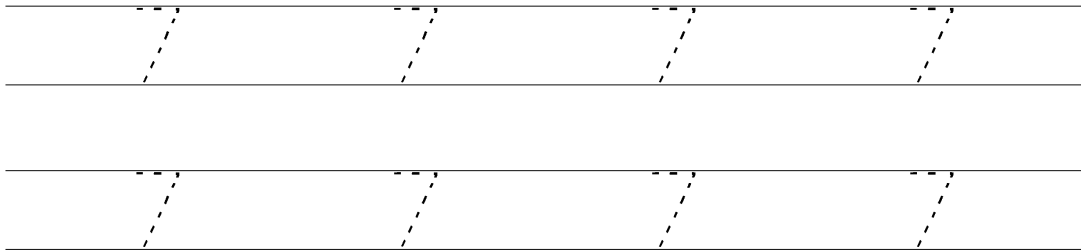
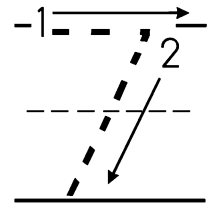
5 lima



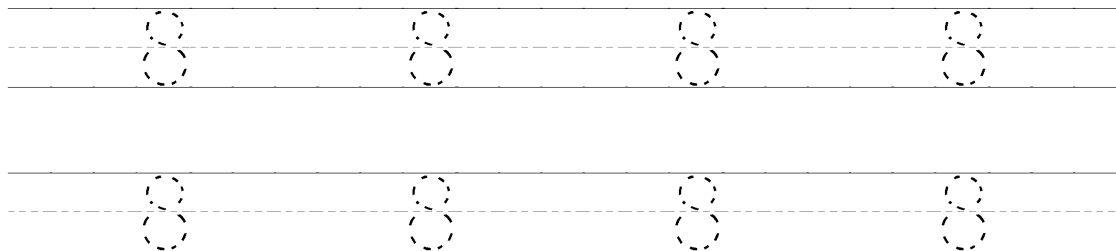
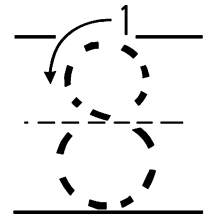
6 enam




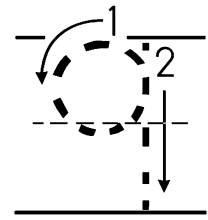
7 tujuh



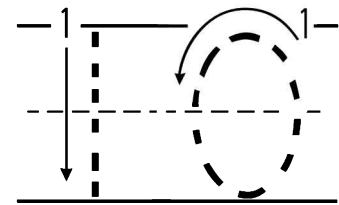
8 delapan



9 sembilan



10 sepuluh



# Latihan Menulis Angka

1 2 3 4 5

1 2 3 4 5

1 2 3 4 5

1 2 3 4 5

1 2 3 4 5

6 7 8 9 10

6 7 8 9 10

6 7 8 9 10

6 7 8 9 10

6 7 8 9 10

# Tentang Penyusun



Seorang manusia biasa yang telah menjadi seorang suami dan seorang ayah dari 2 putri yang cantik. Seorang manusia biasa yang betah berlama-lama didepan laptopnya sambil ditemani secangkir kopi dan gorengan.

Seorang manusia biasa yang tanpa sengaja terjun ke bidang IT hingga terlibat sekian banyak project, dan ujung-ujungnya malah lebih tertarik dengan dunia tulis menulis juga dunia training dan pelatihan di bidang IT.

## Tautan:

- Email: [aris@outlook.co.id](mailto:aris@outlook.co.id)
- Personal Weblog: <http://arhiezt.net>
- Facebook: <http://facebook.com/aris.lesmana>
- Twitter: <http://twitter.com/arhiezt>
- LinkedIn: <http://id.linkedin.com/in/arhiezt>
- Instagram: <http://instagram.com/arh13z/>
- Google Plus: <http://google.com/+ArisLesmana>
- SlideShare: <http://slideshare.net/arislesmana/presentations>
- Youtube: <http://youtube.com/c/ArisLesmana>